

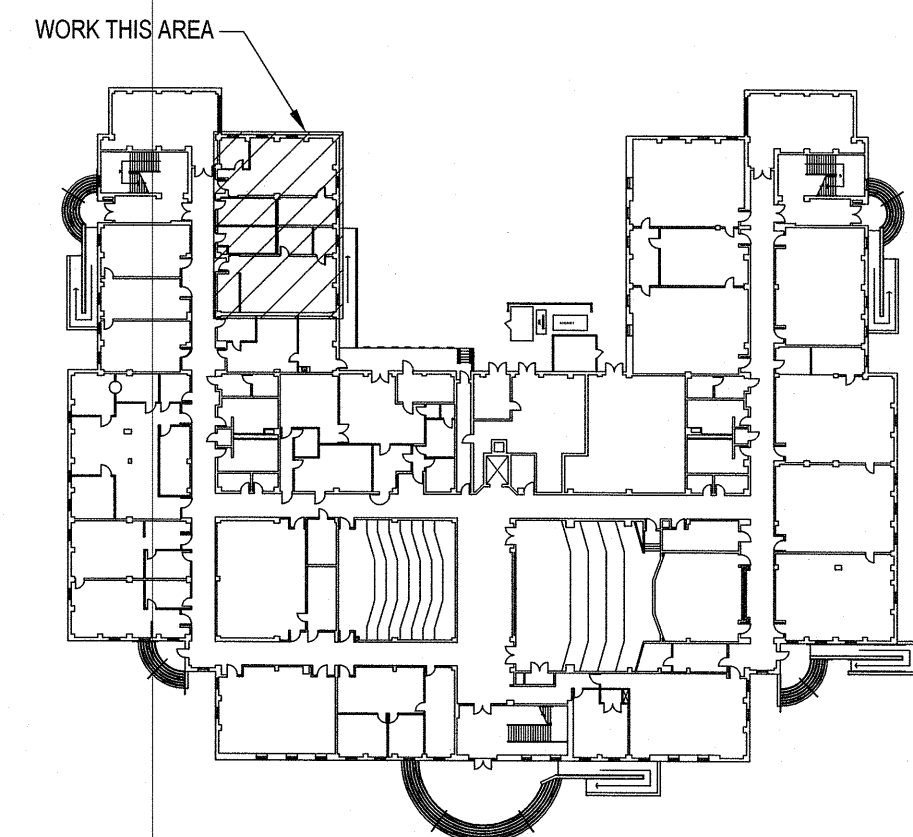
1 - LIGHTING PLAN  
1/4"=1'-0"

LIGHTING FIXTURE SCHEDULE

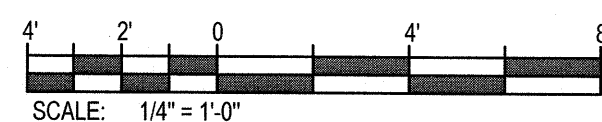
MARK	DESCRIPTION	MANUFACTURER/SERIES	SIZE/APERTURE	VOLTS	LAMPS	WATTS	LENS	COLOR	MOUNTING HEIGHT	BALLAST	REMARKS
X1	EXIT SIGN, SINGLE FACE, EDGE-LIT, 6" RED LETTERS	CHLORIDE CALIBER SERIES LITHONIA PRECISE EXITRONIX 902-U-WB-RM-WH	17.125"Wx10.1"Hx4"W	MVOLT	LED	5	CLEAR/ MIRROR	WHITE	8'-0" AFF WHEN WALL MTD		1, 2

REMARKS:  
1. CONNECT TO EXISTING EMERGENCY LIGHTING CIRCUIT IN CORRIDOR.  
2. NO BATTERY REQUIRED.

NOTES:



KEY PLAN  
NOT TO SCALE



RECORD DRAWING

These Record Documents have been prepared based on information provided by others. The Engineer has not verified the accuracy and/or completeness of this information and shall not be the responsible for any errors or omissions which may be incorporated herein as a result.

Dated: 2017-10-13

By: *[Signature]*

FIRE RATING LEGEND

1 HR	1 HOUR RATED FIRE PARTITION
------	-----------------------------

UNIVERSITY OF NORTH CAROLINA - WILMINGTON  
DOBO HALL LABS 117 AND 119 RENOVATIONS  
601 S. COLLEGE ROAD, WILMINGTON, NORTH CAROLINA 28403  
STATE ID# 17-16975-01A

ELECTRICAL  
LIGHTING PLAN

Job No.:	15250
Drawn:	HGH
Designed:	HGH
Checked:	WAC

Drawing No:

E2.1


Revision:  
0

**CBHF**  
Engineers, PLLC

2246 Yaupon Drive  
Wilmington, NC 28401

Phone: 910.791.4000  
Fax: 910.791.5266  
www.cbhfe.com

© Copyright 2017 CBHF Engineers, PLLC



REVISIONS	DATE
RECORD DRAWINGS	10.13.17